


NO.	TOTAL WIDTH [mm]	TOTAL HEIGHT [mm]	QUANTITY	CABLE GUIDE BRACKET 1,6MM		MANUAL - CORD DRIVE				ELECTRIC DRIVE - FEATURES									
				GALVANIZED COLOUR	CABLE TIGHTENER MOUNTED TO THE FLOOR	** MANUAL DRIVE SIDE IS SPECIFIED WHEN VIEWED FROM INSIDE				ELERO			GEIGER	SOMFY					
						SLATS ROTATION		ROLLING UP/DOWN		MC	EC	ERC	M	E	ED	ER	ERD		
				20-40 MM		L	R	L	R	Ja Soft Ja dk Mo>9Nm	Ja Comfort	Ja 868 Comfort	GJ 56	J4 WT	J4 WT Protect	J4 RTS	J4 IO Protect		
1																			
2																			
3																			
4																			
5																			
6																			
7																			
8																			
9																			
10																			
11																			
12																			
13																			
14																			
15																			
16																			
17																			
18																			

Delivery address:

Remarks:

*1) ŻALUZJE Z PROWADNICĄ LINKOWĄ ORAZ WOLNOWISZĄCE WYKONYWANE SĄ Z LAMELAMI O SZEROKOŚCI RÓWNEJ PODANEJ SZEROKOŚCI CAŁKOWITEJ SYSTEMU. DLA MOTAŻU WNĘKOWEGO ZALECAMY ZAMÓWIENIE SYSTEMY O MNIJSZEJ SZEROKOŚCI OD SZEROKOŚCI WNEKI ABY MINIMALIZOWAĆ MOŻLIWOŚĆ OCIERANIA LAMELI O ŚCIANKI BOCZNE PODCZAS PRACY.

The Buyer hereby declares that they speak fluent English, understand the statements received and submitted in English, orders submitted, and to have read and accepted General Sales Terms and Conditions, General Warranty Terms and Conditions, Technical-operational documentation and Declaration of performance for external systems, Declaration of Conformity for systems with motor drive and information on safety elements installation for internal systems operated with cord and ball chain, available at www.selt.com/ArkuszeZamowien-en



** THE BUYER HAS BEEN INFORMED OF THE NECESSITY TO INSTALL THE SAFETY ELEMENTS PREVENTING FROM THE RISK OF A STRANGULATION BY THE LOOP

Signature


Ordering company

Date


INFORMATION ON THE ASSEMBLY OF SAFETY ELEMENTS

Children may suffocate when this safety elements are not installed and adapted. Please read the manual carefully and install accordingly.


Anti-strangulation safety elements in the products of SELT Sp. z o.o.



SLIM CORD BRACKET

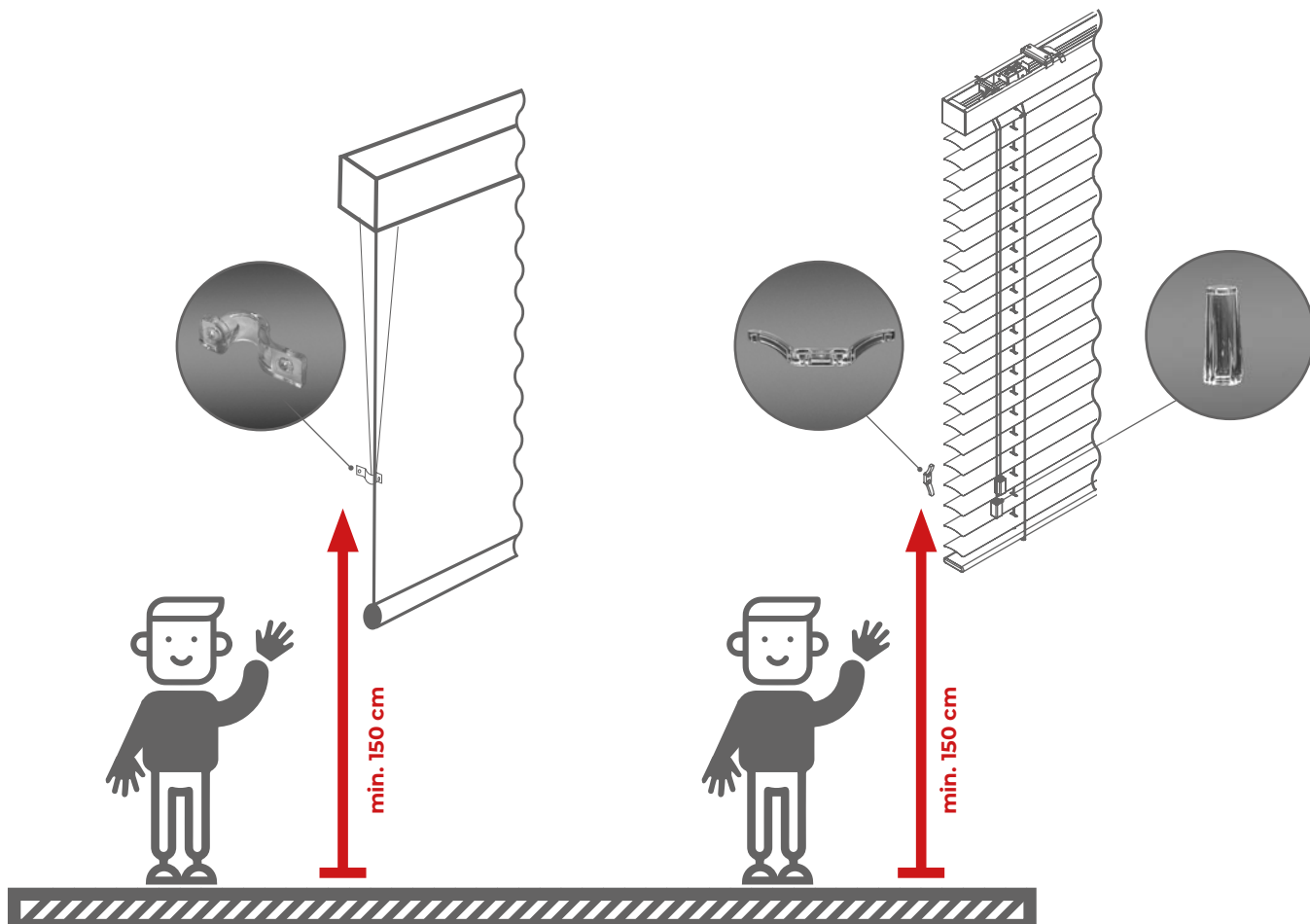


CHAIN SAFETY BRACKET



END OF THE CORD

ASSEMBLY INSTRUCTIONS



WARNING

- Small children can strangle themselves in the loop formed by the cords operating the product, chains and pulling straps.
- To avoid loop strangulation and entanglement, keep cords out of reach of small children. The cords can also wrap around the baby's neck.
- Move the beds and furniture that the children can climb on away from the sun protection systems. Do not tie cords. Make sure the cords do not cross.